

Design with



CONTENTS

Categories



Floral accents for today's  
outdoor living areas




Design with



Categories




## HIGHLY RECOMMENDED




Arora(D)

- Courtyards
- Balconies, Hanging
- Arches & Trellis
- Home Gardens
- Ground Cover




Beesnees(D)

- Courtyards
- Balconies, Hanging
- Patio Trees
- Commercial
- Hedges
- Arches & Trellis
- Home Gardens
- Roadsides
- Coastal
- Ground Cover




Bilas(D)

- Courtyards
- Balconies, Hanging
- Commercial
- Arches & Trellis
- Home Gardens
- Roadsides
- Coastal



Jazzi(D)

- Courtyards
- Balconies, Hanging
- Commercial
- Hedges
- Home Gardens
- Roadsides
- Coastal
- Ground Cover




Jellibene(D)

- Courtyards
- Arches & Trellis
- Roadsides
- Coastal




Majik(D)

- Courtyards
- Balconies, Hanging
- Commercial
- Hedges
- Arches & Trellis
- Home Gardens
- Coastal




Maudi(D)

- Courtyards
- Balconies, Hanging
- Patio Trees
- Commercial
- Hedges
- Home Gardens
- Ground Cover



Miski(D)

- Courtyards
- Balconies, Hanging
- Patio Trees
- Commercial
- Hedges
- Arches & Trellis
- Home Gardens
- Roadsides
- Coastal
- Ground Cover




Nonya(D)

- Courtyards
- Balconies, Hanging
- Patio Trees
- Commercial
- Hedges
- Arches & Trellis
- Home Gardens
- Roadsides
- Coastal
- Ground Cover




Panda

- Courtyards
- Balconies, Hanging
- Patio Trees
- Commercial
- Hedges
- Arches & Trellis
- Home Gardens
- Coastal
- Ground Cover




Pedro(D)

- Courtyards
- Patio Trees
- Commercial
- Hedges
- Arches & Trellis
- Home Gardens




Sigg(D)

- Courtyards
- Balconies, Hanging
- Patio Trees
- Commercial
- Hedges
- Arches & Trellis
- Home Gardens
- Roadsides
- Coastal
- Ground Cover



Zuki(D)

- Courtyards
- Balconies, Hanging
- Patio Trees
- Commercial
- Hedges
- Arches & Trellis
- Home Gardens
- Roadsides
- Coastal
- Ground Cover



Zulu

- Courtyards
- Balconies, Hanging
- Patio Trees
- Commercial
- Hedges
- Home Gardens
- Arches & Trellis
- Roadsides


Click on the  
image to go  
to details on  
that variety

## AVAILABLE ONLY IN SOME CLIMATIC ZONES




Krishna(D)

- Commercial
- Hedges
- Roadsides
- Coastal




Marlu(D)

- Commercial
- Hedges
- Home Gardens
- Coastal
- Ground Cover



Ningili(D)

- Courtyards
- Balconies, Hanging
- Patio Trees
- Coastal



Tosca(D)

- Commercial
- Hedges
- Home Gardens
- Roadsides
- Coastal
- Ground Cover



Zeffa

- Commercial
- Hedges
- Home Gardens
- Coastal



Design with

# Courtyards and Patios



Click on the images to enlarge






Design with




Categories

## Courtyards and Patios

Click on the images to enlarge




Arora(🔗)




Beesnees(🔗)



Bilas(🔗)




Jazzi(🔗)




Jellibene(🔗)




Majik(🔗)




Maudi(🔗)



Miski(🔗)



Ningili(🔗)




Nonya(🔗)




Panda



Pedro(🔗)



Siggi(🔗)



Zuki(🔗)

### BENEFITS

Pastel and vibrant flower colours

Easy to grow - keep just moist

Waterwise.

Low maintenance

Major flowering several times a year.

Ideal in large Pots

Minimal pruning required to maintain shape and flower.

### CRITERIA

Large containers - use the best quality potting mix available

Grow in full sun.

Train young plants to the job you require.

Lightly prune after flowering.

Good drainage essential.

Mulch to 50mm all Bambinos planted in gardens.

Prune as needed to the shape you want.

Can be grown in part shade, less flower and larger leaves.

Staking needed.





Miski(♭) Zulu Panda Nonya(♭)

Courtyards and Patios





## Courtyards and Patios

## Courtyard Plantings





## Courtyards and Patios

Nonya(b





Bilas(b

Courtyards and Patios





Courtyards and Patios

Panda and Nonya(d)





## Courtyards and Patios

Jazzi**(b)**





Ningli(๑)



Zuki(๑)

Courtyards and Patios





Siggi(d)



Nonya(d)

Courtyards and Patios





Maudi**(b)**



Panda


Courtyards and Patios



Design with

# Informal Hedges

Click on the images to enlarge





Design with




Categories

# Informal Hedges

Click on the images to enlarge



Beesnees(l)




Jazzi(l)



Krishna(l)




Majik(l)



Marlu(l)



Maudi(l)



Miski(l)




Nonya(l)



Panda




Pedro(l)




Siggi(l)



Tosca(l)



Zeffa



Zuki(l)



Zulu

## BENEFITS

Formal and Informal

Good security barrier

Waterwise once established

Major flowering several times a year

Easy to grow to the height you need, up to 1.5m.

Minimal pruning required to maintain shape and flower.

## CRITERIA

Grow in full sun.

Train young plants to the job you require.

Lightly prune after flowering.

In landscape and home gardens will grow in most soil types.

Good drainage essential.

Mulch to 50mm all Bambinos planted in gardens.

Little supplementary water needed once established.

Prune as needed to the shape you want.

Can be grown in part shade, less flower and larger leaves.

Graffiti busters when planted near walls. Staking needed.





**Nony**(b)

**Informal Hedges**





Maudi**(b)**

Informal Hedges





Zeffa



Informal Hedges

Beesnees(b)





**Marlu(b)**



**Informal Hedges**





Siggi**d**

## Informal Hedges





**Massed Planting**

**Informal Hedges**





Pedro(b

Informal Hedges





Panda



Informal Hedges






**Krishna(d)**



**Informal Hedges**





Jazzi(b)



Informal Hedges



Design with

# Balconies, Planters & Hanging Baskets

Click on the images to enlarge

Click on the images to enlarge






Design with



Categories

# Balconies, Planter Boxes & Hanging Baskets


Click on the images to enlarge




Arora(b)



Beesnees(b)




Bilas(b)




Jazzi(b)




Majik(b)




Marlu(b)




Maudi(b)



Miski(b)




Ningili(b)




Nonya(b)



Panda



Siggi(b)



Zuki(b)

## BENEFITS

Easy to grow - keep just moist

Waterwise

Train to spill over the edges

Major flowering several times a year

Minimal pruning required to maintain shape and flower.

## CRITERIA

Large containers - use the best quality potting mix available

Grow in full sun.

Train young plants to the job you require.

Lightly prune after flowering.

Good drainage essential.

Keep moist, use the best potting mix you can buy.

Mulch to 50mm all Bambinos planted in gardens.

Prune as needed to the shape you want.

Can be grown in part shade, less flower and larger leaves.





Bilas**(b)**

## Balconies, Planter Boxes & Hanging Gardens





Beesnees(d)

Balconies, Planter Boxes & Hanging Gardens





Jazzi**(b)**

Balconies, Planter Boxes & Hanging Gardens





Marlu(1)

Balconies, Planter Boxes & Hanging Gardens





Pedro (b)

Balconies, Planter Boxes & Hanging Gardens



Design with



# Patio Trees and Standards

Click on the images to enlarge






Design with



Categories

## Patio Trees and Standards

Click on the images to enlarge




Beesnees(1)




Jazzi(1)




Maudi(1)




Miski(1)




Ningili(1)



Nonya(1)



Pedro(1)




Siggi(1)



Tosca(1)



Zuki(1)



Zulu

### BENEFITS

Stunning effects when in flower

Major flowering several times a year

Waterwise once established

Easy to grow—keep moist

Minimal pruning required to maintain shape and flower.

Ideal in large containers or ground.

### CRITERIA

Large containers—use the best quality potting mix you can buy.

Grow in full sun.

Train young plants to the job you require.

Lightly prune after flowering.

In landscape and home gardens will grow in most soil types.

Mulch to 50mm all Bambinos planted in gardens.

Prune as needed to the shape you want.

Can be grown in part shade, less flower and larger leaves.

Staking needed.





Pedro(d

Patio Trees and Standards





Tosca**(b)**

Patio Trees and Standards





Pedro(b)



Patio Trees and Standards





Ningli**(b)**



Jazzi**(b)**

Patio Trees and Standards





Siggi**(b)**

Patio Trees and Standards





Jazzi**(b**

Patio Trees and Standards





Nonya(b

Patio Trees and Standards



Design with

# Commercial Landscape



Click on the images to enlarge





Design with



Categories

# Commercial Landscape

Click on the images to enlarge




Beesnees(♢)



Bilas(♢)



Krishna(♢)



Jazzi(♢)



Majik(♢)



Marlu(♢)



Miski(♢)



Maudi(♢)




Nonya(♢)



Panda




Pedro(♢)



Siggi(♢)



Zeffa



Zuki(♢)



Zulu

## BENEFITS

Grow in full sun.

Train young plants to the job you require.

Lightly prune after flowering.

In landscape will grow in most soil types.

Good drainage essential.

Mulch to 50mm all Bambinos planted in gardens.

Little supplementary water needed once established.

Prune as needed to the shape you want.

Can be grown in part shade, less flower and larger leaves.

Graffiti busters when planted near walls.

## CRITERIA

Easy to establish and grow

Waterwise once established

Minimal pruning required to maintain shape and flower.

Major flowering several times a year

Easily trained to make them the way you want them to grow.

Responds well to mechanized pruning.

Vandal and graffiti guardians.

Grow well in large containers – Refer Classification 1

Hardy in exposed positions.





Nonya**Ⓟ**

Commercial Landscape





Nonya**o**

Commercial Landscape





Nonya**®**

Commercial Landscape





Zulu

Commercial Landscape





**Siggi(b) and Panda**

**Commercial Landscape**





Jazzi**®**

Commercial Landscape





Pedro**o**

Commercial Landscape





Nonya**h**

Commercial Landscape





Pedro(b

Commercial Landscape



Design with

# Arches and Trellis

Click on the images to enlarge






Design with




Categories

## Arches and Trellis


Click on the images to enlarge




Arora(l)




Beesnees(l)




Bilas(l)



Jellibene(l)




Majik(l)



Nonya(l)



Panda



Siggi(l)



Zulu

### BENEFITS

Easy to grow and maintain.

Waterwise once established.

Train the plant as it grows to the arch or trellis.

Minimum pruning required to maintain shape and flower.

Major flowering several times a year.

Hardy in exposed positions.

### CRITERIA

Grow in full sun.

Train young plants to the job you require.

Lightly prune after flowering.

In landscape and home gardens will grow in most soil types.

Good drainage essential.

Mulch to 50mm all Bambinos planted in gardens.

Little supplementary water needed once established.

Prune as needed to the shape you want.

Staking needed.





Panda

Arches and Trellis





Zulu



Arches and Trellis



Design with

# Home Gardens



Click on the images to enlarge






Design with




Categories

## Home Gardens


Click on the images to enlarge




Arora(b)



Beesnees(b)




Bilas(b)




Jazzi(b)




Majik(b)




Marlu(b)




Maudi(b)




Miski(b)




Nonya(b)



Panda




Siggi(b)



Tosca(b)



Zeffa



Zuki(b)

### BENEFITS

Selected for compact growth – not rampant.

Few Thorns.

Easy to grow.

Waterwise once established.

Major flowering several times a year.

Minimum pruning required to maintain shape and flower.

Hardy in exposed positions.

### CRITERIA

Grow in full sun.

Train young plants to the job you require.

Lightly prune after flowering.

Will grow in most soil types.

Good drainage essential.

Mulch to 50mm all Bambinos planted in gardens.

Little supplementary water needed once established.

Keep pruned to the height and shape you need.

Prune as needed to the shape you want.

Can be grown in part shade, less flower and larger leaves.





Nonya**(b**

Home Gardens





Panda

Home Gardens





Nonya(b

Home Gardens





Bilas(b

Home Gardens





**Mixed Planting**

**Home Gardens**





Siggi**(b)**

Home Gardens







**Nonya(b and Siggi(b**



**Home Gardens**





**Bilas(b and Beesnees(b**



**Home Gardens**





Pedro(d)



Home Gardens





Maudie



Home Gardens



Design with

# Roadsides

Click on the images to enlarge






Design with



Categories

## Roadsides


Click on the images to enlarge



Beesnees(📷)




Bilas(📷)




Jazzi(📷)



Krishna(📷)



Marlu(📷)



Nonya(📷)



Panda




Pedro(📷)



Siggie(📷)



Tosca(📷)



Zulu

### BENEFITS

Easy to establish

Waterwise once established

Hardy in exposed positions

Pruning at a minimum—mostly in summer—mechanized pruning.

Major flowering several times a year

Minimum pruning required to maintain shape and flower.

Vandal and graffiti guardians.

### CRITERIA

Grow in full sun.

Train young plants to the job you require.

In landscape and home gardens will grow in most soil types.

Good drainage essential.

Mulch to 50mm all Bambinos planted in gardens.

Little supplementary water needed once established.

Keep pruned to the height and shape you need.

Prune as needed to the shape you want.

Can be grown in part shade, less flower and larger leaves.

Graffiti busters when planted near walls.





**Nonya(b and Pedro(b**

**Roadsides**





**Nonya(b and Pedro(b**

**Roadsides**





Maudi**d**

Roadsides





**Nonya<sup>(b)</sup>, Pedro<sup>(b)</sup> and Miski<sup>(b)</sup>**

**Roadsides**





Nonya(b

Roadsides



Design with

# Coastal Areas

Click on the images to enlarge





Design with



Categories

## Coastal - Salt Tolerant


Click on the images to enlarge




Beesnees(l)




Bilas(l)



Jaspa




Jazzi(l)




Krishna(l)



Majik(l)




Marlu(l)



Miski(l)



Ningili(l)




Nonya(l)




Panda



Pedro(l)




Siggi(l)




Tosca(l)



Zeffa



Zuki(l)



Zulu

### BENEFITS

Withstand exposed positions

Easy to establish

Waterwise once established

Major flowering several times a year

Pruning at a minimum - mostly in summer – mechanized pruning.

Minimum pruning required to maintain shape and flower.

Vandal and graffiti guardians

### CRITERIA

Grow in full sun.

Train young plants to the job you require.

Lightly prune after flowering.

In landscape and home gardens will grow in most soil types.

Good drainage essential.

Mulch to 50mm all Bambinos planted in gardens.

Little supplementary water needed once established.

Ground cover - keep pruned to the height and shape you need.

Prune as needed to the shape you want.

Can be grown in part shade, less flower and larger leaves.

Staking needed.





**Zeffa**



**Coastal - Salt Tolerant**





Krishna(d)

Coastal - Salt Tolerant







Beesnees(b)



Coastal - Salt Tolerant





Siggi**d**

Coastal - Salt Tolerant





**Pedro(d)**

**Coastal - Salt Tolerant**







**Marlu**(b)

**Coastal - Salt Tolerant**





Design with

# Ground Covers

Click on the images to enlarge






Design with



Categories

## Ground Cover


Click on the images to enlarge




Arora(l)




Beesnees(l)



Jazzi(l)




Maudi(l)



Marlu(l)




Miski(l)



Nonya(l)




Panda



Siggi(l)



Tosca(l)



Zuki(l)

### BENEFITS

Easy to establish.

Waterwise once established.

Keeps down weed growth.

Vandal and graffiti guardians.

Major flowering several times a year.

Pruning at a minimum -mostly in summer.

Minimum pruning required to maintain shape and flower.

Hardy in exposed positions.

### CRITERIA

Grow in full sun.

Train young plants to the job you require.

In landscape and home gardens will grow in most soil types.

Good drainage essential.

Mulch to 50mm all Bambinos planted in gardens.

Little supplementary water needed once established.

Keep pruned to the height and shape you need.

Prune as needed to the shape you want.

Can be grown in part shade, less flower and larger leaves.

Graffiti busters when planted near walls.





Maudi**d**

Ground Covers





Beesnees(b)

Ground Covers





Arora(d)

Ground Covers





Siggi**d**

Ground Covers



Design with



### ARORA(d)

Flowers-white/ dusky blush pink.

Attractive foliage, white/cream overlays on green.

Low maintenance-tidy bush.

Waterwise once established.

All season colour - flower and foliage.

One of the compact growers.

Grows and flowers well in light shade.



Design with



### BEESNEES(d)

Flowers – Ivory white, borne in profusion.

Foliage lime green with gold stems.

Low maintenance - remove any long shoots as they appear.

Waterwise once established.

Flowers well after light pruning.

One of the compact growers.



Design with



BILAS(b)

Flowers- pillar box red.

Foliage begins pink fading through cream to dark green.

Low maintenance - remove any long shoots as they appear.

Waterwise once established.

All season colour - flower and foliage.

One of the compact growers.



Design with



JAZZIBOU

Flowers - rich red.

Foliage - forest green.

Flowers well after light prune.

Medium maintenance - remove any long shoots as they appear.

Waterwise once established.

Several major flowerings each year.



Design with



### JELLIBENE(d)

Flowers - pillar box red.

Foliage-pink/burgundy blush on the new growth  
fading to burnt green.

Medium maintenance - remove any long shoots as they appear.

Waterwise once established.

All season colour - flower and foliage.

Several major flowerings each year.



Design with



### KRISHNA(d)

Flowers - lavender mauve.

Foliage - lime green.

Flowers well after a light prune.

Medium maintenance - remove any longer shoots as they appear.

Waterwise once established.

Several major flowerings each year.



Design with



MAJIK(b)

Flowers - multicoloured pink and white on the same truss.

Foliage - forest green.

Flowers well after a light prune.

Medium maintenance - remove any longer shoots as they appear.

Waterwise once established.

Flowers well after light pruning.



Design with



MARLU(b)

Flowers - multicoloured lavender and white.

Foliage - forest green .

Flowers well after a light prune.

Medium to low maintenance - remove any longer shoots as they appear.

Waterwise once established.

Several major flowerings each year.



Design with



MAUDIE

Flowers - wine red in bunches.

Foliage dark green suffused with pale burgundy.

Low maintenance - remove any longer shoots as they appear.

Waterwise once established.

Flowers well after light pruning.

One of the compact growers.



Design with



MISKI/b

Flowers - bright shimmering orange.

Foliage- silver green leaves with white edges.

Low maintenance - tidy bush.

Waterwise once established. All season colour.

Several major flowerings each year.

Will flower even in light shade.

One of the compact growers.



Design with



NINGILI(b)

Flowers - lolly pink.

The only Bambino in this colour.

Foliage - larger forest green leaves with paler centres.  
Medium to high maintenance in the ground but makes  
an excellent low maintenance plant in large containers.

Flowers after light pruning.



Design with



NONYA**(b)**

Flowers - lavender mauve.

Foliage - light green.

Flowers well after a light prune.

Medium maintenance - remove any longer shoots  
that appear.

Several major flowerings each year.



Design with



### PANDA

Flowers - ivory white.

Foliage - dark green with heavy white markings.

Low maintenance - remove any long shoots as they appear.

Waterwise once established.

Several major flowerings each year completely cover the bush.

One of the compact growers.



Design with



PEDRO(d)

Flowers - brick orange.

Foliage - forest green.

Medium maintenance - remove any longer shoots as they appear.

Waterwise once established.

Several major flowerings each year.



Design with



SIGGI(D

Flowers - golden yellow in large bunches.

Foliage - lime green with golden stems.

Medium maintenance, remove any long shoots or ones that have green stems as they appear.

Waterwise once established.

Flowers well after light pruning.



Design with



TOSCA(b)

Flowers - shades of pink.

Foliage - forest green.

Medium maintenance, remove any long shoots as they appear.

Waterwise once established.

Several major flowerings each year.



Design with



### ZEFFA

Flowers - purple in large heads.

Foliage - dark green.

Medium maintenance, remove any long shoots as they appear.

Waterwise once established.

Keep as a compact bush for best results.



Design with



ZUKI/b

Flowers - claret massed in bunches.

Foliage -silver green with a cream edge, new growth has a burgundy blush.

Low maintenance, remove any long shoots as they appear.

Waterwise once established.

One of the compact growers with some pruning to the size you desire.



Design with



### ZULU

Flowers - purple in trusses.

Foliage - forest green.

Medium maintenance, remove any long shoots as they appear.

Waterwise once established.

Several major flowerings each year.



Design with



## Contact

For a grower in your state or Territory or for images and more information on the “Bambino Family” please contact:

The Aussie Winners Marketing Agent

Edward Bunker

Ph (07) 3206 7676      Fax (07) 3206 8922,

Email: [edward@aussiewinners.com.au](mailto:edward@aussiewinners.com.au)